Traffic Report

Traffic Overview from Fri Dec 4 2020 to Fri Dec 11 2020

Vehicle Speed Classes (Mph)

Time of day

	<15	15 20	20 25	25 30	30 35	35 40	40 45	45 50	50 55	55 60	60 65	65 70	>70	Total	85th Percentile
00:00	1	0	0	3	1	0	1	0	0	0	0	0	0	6	33.7
01:00	0	0	0	4	0	2	2	0	0	0	0	0	0	8	**41.2**
02:00	**3**	0	0	0	2	1	0	0	0	0	0	0	0	6	34.2
03:00	0	0	0	1	1	0	1	0	0	0	0	0	0	3	36.9
04:00	2	0	0	5	3	0	0	0	0	0	0	0	0	10	29.8
05:00	0	0	0	3	9	0	1	0	0	0	0	0	0	13	33.0
06:00	0	0	5	22	14	9	0	0	0	0	0	0	0	50	35.1
07:00	3	**10**	43	129	57	11	2	0	0	0	0	0	0	255	31.4
08:00	2	9	24	171	**163**	**58**	4	**1**	0	0	0	0	0	**432**	33.9
09:00	0	3	28	153	137	44	**6**	0	0	0	0	0	0	371	33.7
10:00	1	5	44	158	132	28	1	0	0	0	0	0	0	369	32.7
11:00	1	10	**46**	**186**	135	21	1	1	0	0	0	0	0	401	31.8
12:00	2	**25**	**76**	192	123	26	2	0	0	0	0	0	0	446	31.7
13:00	**3**	10	43	178	130	30	**5**	1	0	0	0	0	0	400	32.5
14:00	3	11	50	191	170	27	2	0	0	0	0	0	0	454	32.4
15:00	0	16	59	236	185	**63**	1	0	0	0	0	0	0	560	33.2
16:00	1	8	60	**290**	**217**	42	4	2	0	0	0	0	0	**624**	32.4
17:00	0	3	59	253	140	38	4	**3**	0	0	0	0	0	500	32.4
18:00	1	2	33	106	68	10	3	0	0	0	0	0	0	223	32.1
19:00	0	1	19	50	42	13	1	1	0	0	0	0	0	127	32.9
20:00	0	0	12	38	27	7	0	1	0	0	0	0	0	85	32.8
21:00	0	0	5	16	18	4	3	1	0	0	0	0	0	47	35.0
22:00	0	0	4	8	11	4	1	0	0	0	0	0	0	28	34.8
23:00	0	0	1	5	4	3	0	0	0	0	0	0	0	13	**35.0**
AM Total	13	37	190	**835**	654	174	19	2	0	0	0	0	0		
PM Total	10	76	421	**1563**	1135	267	26	9	0	0	0	0	0		
Total	23	113	611	**2398**	1789	441	45	11	0	0	0	0	0		
Percent	0.42%	2.08%	11.25%	**44.15%**	32.94%	8.12%	0.83%	0.20%	0.00%	0.00%	0.00%	0.00%	0.00%		

Total Vehicles :	5431
30th Percentile :	26.4 MPH
50th Percentile :	28.4 MPH
85th Percentile :	32.7 MPH
95th Percentile :	35.7 MPH
Average Speed :	28.9 MPH
Highest Speed :	47.7 MPH

Vehicle Counts By Hour

Traffic Overview from Fri Dec 4 2020 to Fri Dec 11 2020
(60 Minute Resolution)

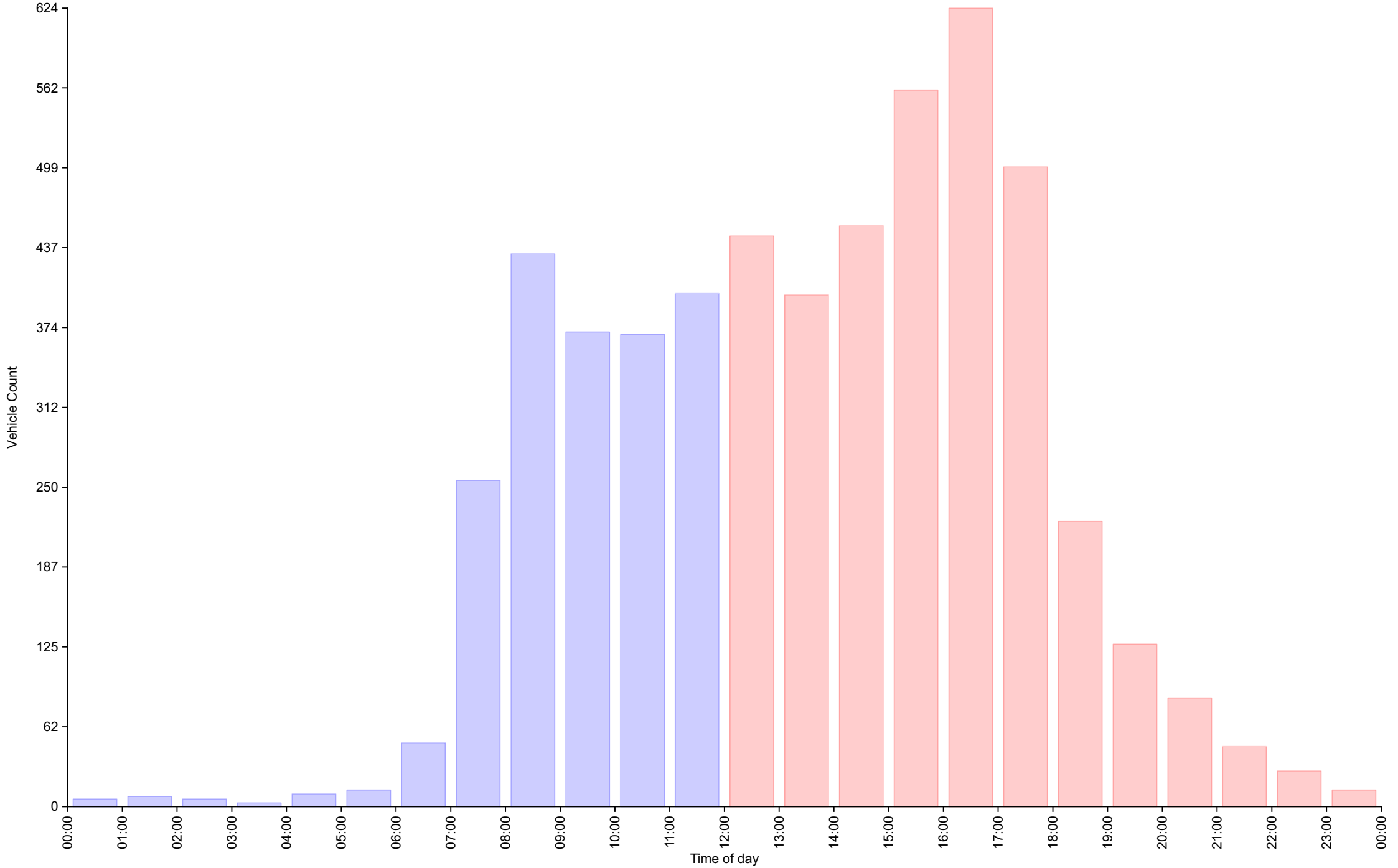

Vehicle Counts By Speed Class

Traffic Overview from Fri Dec 4 2020 to Fri Dec 11 2020

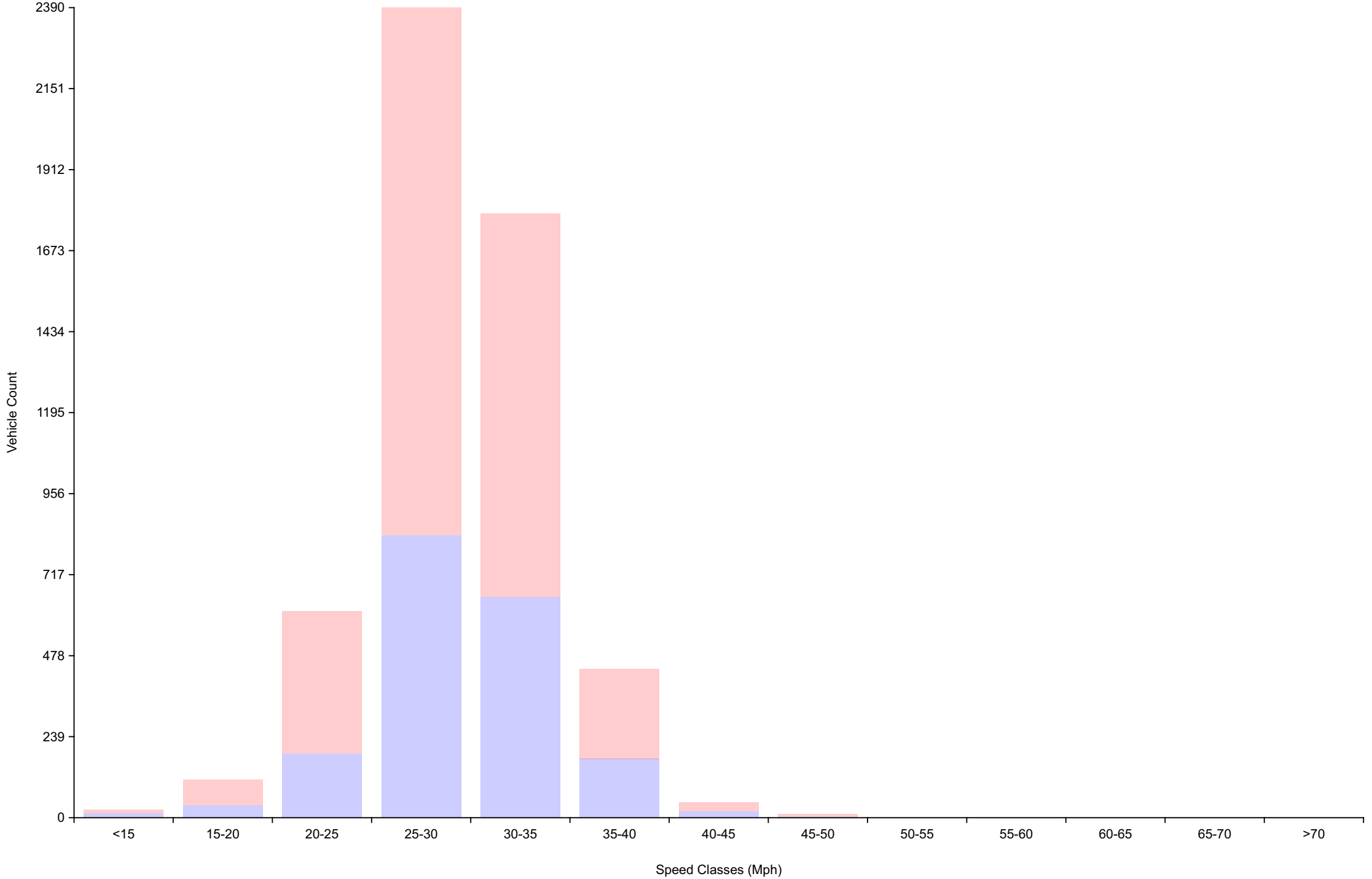

Average Speed By Hour

Traffic Overview from Fri Dec 4 2020 to Fri Dec 11 2020
(60 Minute Resolution)

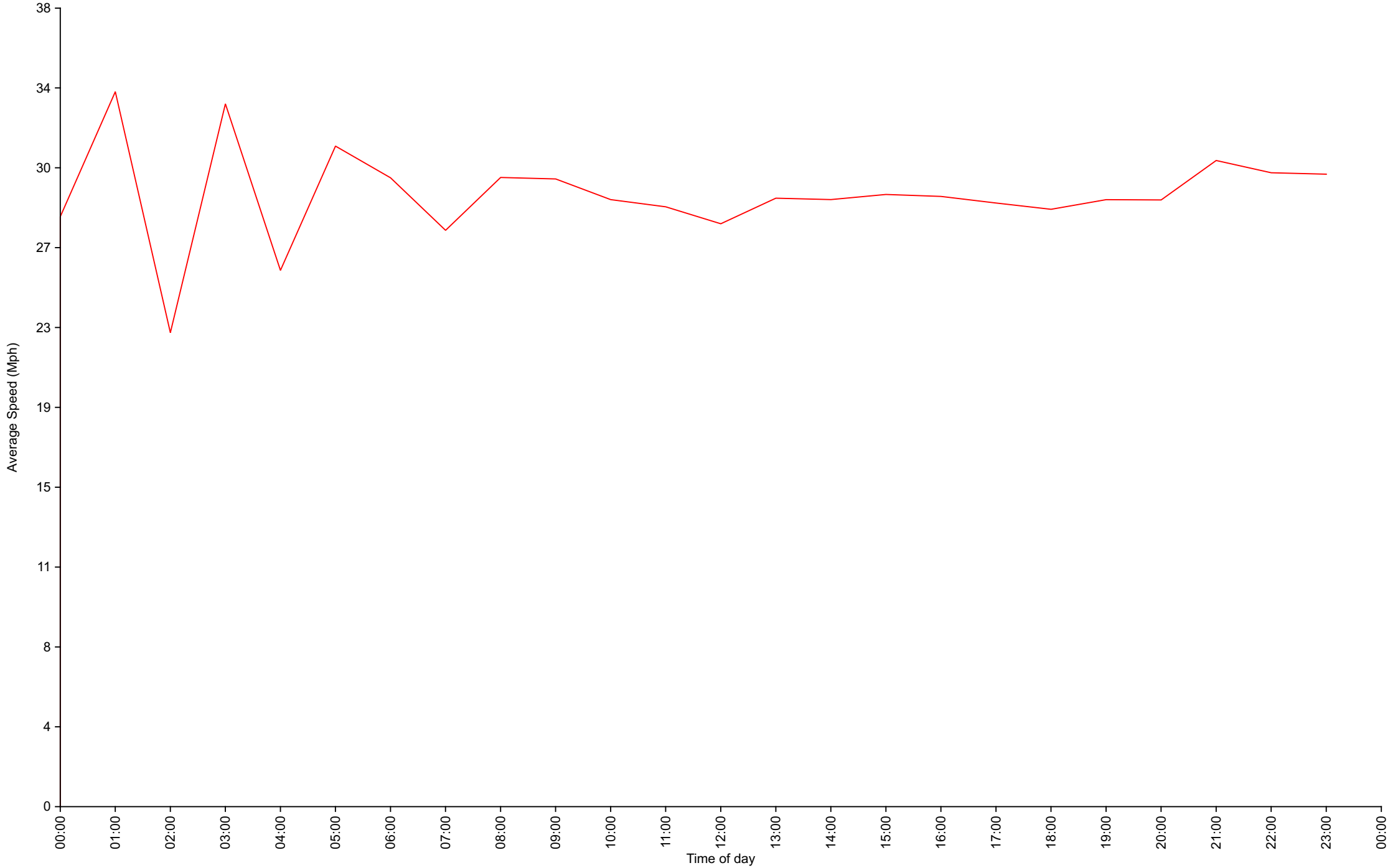

Cumulative Speed Distribution Curve
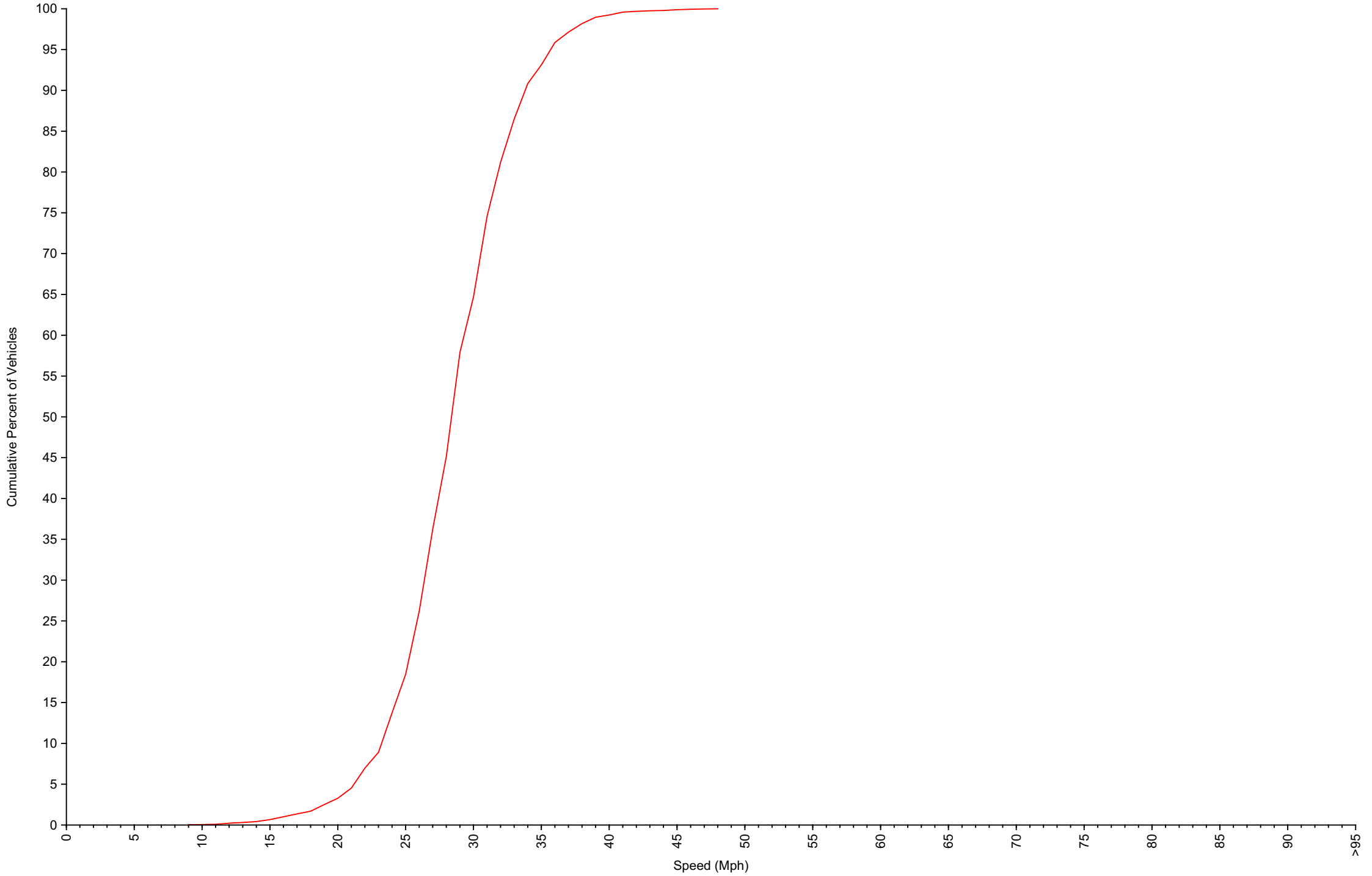
Traffic Overview from Fri Dec 4 2020 to Fri Dec 11 2020